



WAVERLEY COMMUNITY
MEN'S SHED INC.

SCUTTLEBUTT

WCMS MEMBERS' NEWSLETTER

Patron - The Hon. Marjorie O'Neill MP, Member for Coogee

Volume 5 Issue 12

DECEMBER 2024

Editor: Tom Wolf <newslettereditor@waverleycommunitymensshed.org.au>

Website: <http://waverleycommunitymensshed.org.au>

All photographs and articles published remain the copyright property of the contributor and WCMS unless released. Some articles are researched from internet material and no copyright infringement is intended



Your Scuttlebutt Editor and the Committee of WCMS wish all our Members, readers, and their families a Merry Christmas, a Happy Channukah, and a very happy New Year.

We wish that your Holiday Season be filled with the love and joy of your family and friends, lots of health, happiness, prosperity and well being, and that your stockings be filled with heaps of great stuff.



SUMMER BREAK DETAILS

The Waverley Men's Shed will close for
the Summer Break on

Wednesday, 18 December 2024

We will have our end of year break-up party on that day at 12:00noon,
for a sausage sizzle.

Please arrange with **Mike Barker 0418978552** what foods you wish
to bring, otherwise your contribution of \$30.00 to buy meat, drinks etc
will be expected. **[Attendance by RSVP to Mike only!](#)**

The Shed will re-open on **Monday, 13 January 2025.**



DECEMBER 18th



Members' contribution to the Birthday Party in July were outstanding, both food and volunteering efforts were of the highest standard.

SHED XMAS PARTY

WED 18TH DECEMBER 12PM

PLEASE SUPPLY A DISH OR \$30

AND INDICATE ON NOTICE BOARD

THANKS MIKE BARKER
0418978552

With our Christmas celebration possibly being our last at the War Memorial Hospital venue, we need to make **Wednesday, December 18th** memorable, your continued support will be appreciated.

Mike Barker
0418978552



WCMS ANNUAL GENERAL MEETING 2024 - REPORT

We thank all those who attended the **AGM of WCMS for 2024**, a great turnout.

The President's Report and the Treasurer's Report were presented to the meeting and they were both accepted and carried.

Peter Charlton raised the issue that he experiences whilst working on making items for the Show and talking with community members seeking help, as he is not having time to focus on the "prime" item of locating and finalising a new Shed location. He asked an extra person to assist, and Mike Barker volunteered.

It was suggested that Peter should step back from the Supervisor role to free up his time.

The meeting thanked all members of the outgoing Board (elected or co-opted) for their work over the past 12 months.

Under the terms set out in our Constitution, seven (7) Board members are elected for 2 year terms with approximately half of the Board standing down at each AGM. This year **Jeff Silberbach, Peter Ulmer and Ian Dawes** did not have to retire and stayed on.

Peter Black, Graham Ely, Charles Gerrard and Peter Charlton had served their 2 year terms and had to retire but were eligible for re-election, so there were 4 vacancies for election to the Board.

Nominations were sought, **Peter Charlton, Peter Black, Graham Ely and Charles Gerrard** were elected to be on the Board for 2 year terms.

After the elections, the office bearers were decided by the Board to be as follows:

President:	Peter Charlton
Vice President:	Peter Black
Secretary:	Graham Ely
Treasurer:	Charles Gerrard
Committee:	Peter Ulmer, Ian Dawes and Jeff Silberbach

The meeting resolved that the Board be enabled to co-opt such member it sees fit onto the Committee during the year for specific purposes, and **William Honeyball, Michael Barker, Graham Carthew and Rodger Jamieson** were co-opted

There are a number of other roles that need to be carried out, and the Committee appointed the following members to serve in these roles:

Public Officer:	Rodger Jamieson
Webmaster:	Jeff Silberbach
Scuttlebutt Editor:	Tom Wolf
Men's rep/welfare:	Peter Ulmer
Trustees:	Peter Black, Rodney Goldberg and Ian Dawes



WHY IS CHRISTMAS SO SPECIAL TO ME?

by Rodger Jamieson

It's coming up to one of my favourite times of the year: "Christmas".

This is the time of the year when we get together with family and friends to enjoy being together, give presents to show our love for each other, and for me as a Christian, to thank God for His gift of His son, Jesus.

As a Shedder who loves to create things from timber, I really relate to Joseph, a carpenter, who had to leave his home/shop to take his new wife, Mary, on a 4-day (solid 8 hrs walk per day) journey from Nazareth to Bethlehem to be counted in a Census – a dangerous trip and having to sleep rough on the way.

If this wasn't difficult enough, Mary was also nearly full-term in her pregnancy.

Joseph must have wondered whether Mary would make it to Bethlehem, and then when they finally arrived, where would they stay as the town's inns were full?

A couple of years ago and just a few days before the Shed finished for the year, my wife Melody asked me to make a demountable (read "pull apart") stable for our Christmas nativity scene.

Naturally, I attacked the task with enthusiasm and built the stable with much commentary for improvements from fellow Shedders (see photo of finished stable in situ!) The stable is held together with small dowels and flatpacks for storage.

So why is Christmas so Special for me? It's a time when I celebrate God's son being born on Earth as a man, in a stable not



a palace, who lived as a refugee, grew up to be a carpenter, spent 3 years teaching, preaching God's love for us, and healing others before being sacrificed (so my sins could be forgiven) and then rising to life again three days later.

This Jesus also saved me from death several times, healed me when I was extremely ill, and is my Saviour and best friend. I have been changed by this man who divides history. That's why I love to celebrate Christmas and why it is so special to me.

THE FOUR STAGES OF LIFE:

1. You believe in Santa Claus
2. You don't believe in Santa Claus
3. You dress up as Santa Claus
4. You look like Santa Claus





FROM THE EDITOR'S DESK

The AGM was held at the end of October, and the report of the meeting was not available in time for the November issue. We bring you a report now, albeit belatedly. It does however highlight the fact that material has to hit your Editor's desk by the middle of the month to ensure publication. If you wish to read the detailed President's Report for the 2023/4 year, it is available on the WCMS website

The "November Sale" was the culmination of the work and effort of vast number of members of the Shed who worked for months to get things ready, A huge **"Thank You"** to all involved, and congratulations to the organisers and those who attended the Entertainment Quarter to make the sales that raised much needed funds for our Shed.

Tom



IT MAKES YOUR EDITOR'S HEART FEEL GOOD!

Most members don't realise (or don't care) the amount of effort it takes to get Scuttlebutt to you each month, with reports and articles that keep you informed about the Shed, members' activities and about improving men's health. I must say however that there are some out there who do appreciate the work and keep acknowledging the benefits of having the publication (albeit it is always the same members!!) It made me feel good when I received the following from long time member Lou Finn and realised that my work may have made his life just that little bit better: *"On reading the article about understanding the factors of isolation as we get older. A very true thing which seems to affect me. I can no longer walk, fall over easily and everything hurts. Tom, I enjoyed your magazine again and look forward to the next issue.... Lou."*



WAVERLEY COUNCIL GARDENS

Waverley Council has requested our Shed to create a sign for their Garden.

It does not mean much by itself but when the 'W' is combined with another 20 letters it will spell **WAVERLEY COMMUNITY GARDEN**, the sign requested by the Council.

The Waverley Community Garden opened in 1999 and is celebrating its 25th anniversary.

This letter "W" made by **Kenny Lazarus** is the first



BRAINFREEZE
Workmen installed bollards to stop cars from parking on the footpath. How long before they realise they can't go home?

BROWN FURNITURE

Request from fellow Shedders

Many of us have very nice pieces of furniture in our homes. Some are family heirlooms, some valued antiques and many are fine pieces of furniture made out of real wood by skilled craftsmen. This is furniture that has lasted years and still has many years of good service to give.

Some of us are downsizing and want to pass these valuable assets onto the younger generations but there is a problem. Instead of **“Wow what a lovely piece of furniture. Thanks Dad”**, they say **“Oh but it's brown furniture”**. This **derogatory term** used by the younger generations means lovely and valuable pieces of furniture have nowhere to go.

Our Men's Shed has reworked a red cedar wardrobe, an oak partner's desk and a Queensland Maple dining table just in the last two years. We have reworked them into very fine modern furniture, pieces that are going to be future antiques, pieces that are going to live another life. That is a well as being much better and longer lasting than the knockdown furniture that many of the younger generation seem to like.

I have heard several members and others saying how much trouble they have had finding a home for their fine furniture. St Vincent de Paul will take some pieces but rarely bedroom furniture, the auction houses ask for a photo and unless it is extremely old are likely to decline the offer to sell it.

What we need is an alternative and there is one for some pieces. **The Southern Highlands Community Hospice (SHCH)** is a registered charity that provides palliative care and hospice services to its community. A major source of funding for their service is the sale of high-quality furniture and art from their retail store in Bong Bong Street, Bowral. If you have or you know someone who would like to make a donation to the Southern Highlands Community Hospice of some very nice, high-quality furniture in good condition, the Community Hospice may come to Sydney and collect it from you.

To find out whether they want your furniture and whether they'll come and collect it from you at no cost send them photos, details, Information and size details.

Their contact details are: **0421 445 517** and **admin@shchospice.org.au**.



THE BESPOKE SPICE RACK

In the midst of all the activity getting things ready for the Big Sale, a member of the public requested a very special **spice rack**, not just due to its size, but the way access is obtained to the spices on the rack, with removable facades to allow unlimited access.

Peter Black accepted the challenge, and now proudly poses with a very satisfied customer.



PRE-SCHOOL TEST FOR YOU

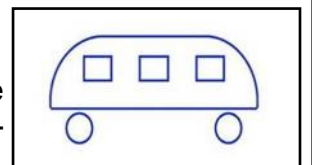
Sent in by Graham Ely

Which way is the bus below travelling? To the left or to the right?

Can't make up your mind? Look carefully at the picture again.

Still don't know? Pre-schoolers all over Australia were shown this picture were asked the same question, and 96% of the pre-schooler's gave the answer: **“The bus is travelling to the right.”**


When asked, **“Why do you think the bus is travelling to the right?”** They answered: **“Because you can't see the door to get on the bus.”**



How do you feel now???



SHED GOINGS-ON (CURRENT PROJECTS ETC.)



PENS!, PENS!, and more PENS!! Sid Lewinsky (left) is making pens as presents for the Holiday Season.



Ian Dawes' wooden toys are admired by the Waverley Shedders, his latest toy, a **road roller**, will not disappoint (right)



Craig Rubenstein's latest creation is a **jewellery box** with a vanity mirror.



Andrew Prior has been a member for many years, but he has mainly attended to socialise and to help out wherever possible. Now, he has decided to make a **bird house**, and doing a good job of it too! (right)

The Shed remains a hive of activity with just about everybody working hard making and finalising last minute details for the stuff to be sold at the Big Sale at the Entertainment Quarter.

Uniting

Uniting War Memorial Hospital

invites you to a free seminar on

DRIVING AND PLANNING FOR THE ROAD AHEAD

Monday 2nd December, 12.30pm to 2.30pm

- What can affect your ability to drive
- Refresher on licensing rules
- Tips to help with driving
- Options after driving

War Memorial Hospital Day Centre, 125 Birrell St Waverley

Entry from 12pm, light lunch will be provided.

Bookings essential: Catriona 93690215
or catriona.beaumont@health.nsw.gov.au



How to turn a regular sofa into a sofa bed:

simply forget your wife's birthday!!

Art & Craft Sale

ART & CRAFT SALE at the Entertainment Quarter on 16th November 2024

Report by Tom Wolf, photos by Peter Charlton,
Peter Ulmer and Tom Wolf

We had never attempted such a Sale at this level, and in anticipation, members worked for months creating stuff for sale. We ended up with hundreds of objects, from **wooden toy cars and planes, charcuterie and chopping boards; seats and tables; bird houses (hotels); ride-on and drag-along toys; to metal sculptures.**

Both the participation level and the enthusiasm of the members were exceptional and never before experienced in Waverley Shed's history.

We won't list all those who helped, because there are just too many, but those who helped will know their contribution and how valuable it was. We thank all the members who contributed in whatever way in creating the saleable merchandise.



Almost as a little miracle, after an incredible overnight down-pour, the day of the sale turned out as a beautiful day and the trestle tables were set up and a variety of the vast amount of sale items went on display.

The sales started soon after set-up, and there are stories of sales where children hugged toys and wouldn't let go until Mum or Dad bought it.

Whatever the reason, the sales continued throughout the day resulting in

a sizable amount of money to help the running costs of the Shed.

Two types of items were particularly popular with the buyers, **Ian Dawes' wooden toys**, and the **charcuterie boards** made by **Frank Fay; Peter Charlton and Eric Wong.**

Many members attended with their families to snap up some of the merchandise.

A very special thanks go to the members who attended to staff the stall. Including **Peter Charlton, Peter Black, Ian Dawes, Nick Tyrrell, Rodney Bassetti; Rodger Jamieson; Peter Ulmer; Rodney Goldberg and Richard Cortis.**





BIG AFTER-SALE "SALE"

Members spent many months making merchandise for the Big Sale at the November '24 Entertainment Quarter (which was very successful raising some needed funds for the Shed).

As is inevitable, lots of stuff got left over and is still available for that much needed Christmas present etc.

So, if you (or anybody you know) wants any of the stuff, please come and speak to **Peter Black** or **Peter Charlton**. The stuff available is too long to list, but here is some idea:

- 2 of Harry's decorative boards,
- 4 off bread boards
- Small charcuterie board
- Tray
- Salad servers
- Lazy susan
- Collapsible basket
- 3 bird hotels,
- 4 long charcuterie boards, 3 or 4 round charcuterie boards.
- Toys: 3 off tip trucks, a grader, 3 put together fire engines & tanker trucks,
- Gavel & platter, party popper cannon,



- Several bowls: red gum, camphor laurel, big jacaranda, Rodger's Fiji Magog plate, + lots of smaller bowls, red cedar disc bowl, +++.
- Pretty jewel box
- Egg rack, egg stands, 4 door stops, one honey dipper, 2 toy snails, whistle, 3 paper towel holders,
- Peter Us cars & planes.
- 2 or 3 pens.
- Lots of phone stands.
- Novelty stands, several off

Plus other great stuff !!

So, there it is, another great opportunity to help out the Shed's finances, and pick up some really beautiful and great quality presents in time to make all your family and friends happy this festive season



MAKING NICE CUTS ON THE TABLE SAW

OK, you have now been certified to use the table saw, you have demonstrated that you can cut timber without hurting yourself and without damaging the saw. But what do you really know about cutting timber so that it has nice edges and smooth surfaces?

As we all know, all wood has a long grain, and you should know that it depends on whether you are cutting along the long grain or across that grain that there are different saw blades that should be used?

To put it in brief summary, cutting along the length of the grain is call “**ripping**”, and the appropriate sawblade to do that job is a “**ripping blade**”. To cut across the grain is known as “**cross-cutting**”, and the appropriate sawblade is a “**cross-cutting blade**”. Obviously, it is unreasonable to change the blade each time you change from ripping to cross-cutting (depends on the job at hand), so there is a third kind of sawblade, known as a “**combination sawblade/ General Purpose Blade**” that is passable for both kinds of cuts.

The main features that vary on a saw blade are:

1. The number of teeth found around the circumference of the blade.
2. The depth of the gullets (the valleys found in between each tooth) that allows room for the material cut away by the blade to be removed from the work area so as not to interfere with the cut.

The proper blade should be used in order to give you an optimal cut and create a safe working environment.

Ripping saw blades are designed for efficient and smooth ripping. It has a low tooth count and large gullets which make this blade fast but making the cut precise. Wood has long fibres along the long grain, and the deep gullets enable the large chips created by the cut to be efficiently removed, otherwise there is a danger of the blade overheating and therefore becoming dangerous.



In comparison, **crosscut saw blades** typically twice as many (or even more) teeth. These teeth are evenly spread around the circumference of the blade with an alternated tooth bevel (ie. the teeth lean in alternating directions). Further, the gullets on the crosscut blade tend to be somewhat shallow. The reason for the large number of teeth and the narrow gullets is because of the structure of cross grain which creates small chips. A cleaner cut is achieved by increasing the tooth count (which also increases the speed of the cut, with the short



grain, the wood being removed is mere dust and does not need large gullets to escape.

Combination Blade or General Purpose Saw Blades are designed to do both cross cutting and ripping. The design of this blade incorporates both the large gullets needed for a rip and the increased number of teeth needed for a crosscut. The compromise/disadvantage of using this combination blade is that one cannot achieve the results of the Ripping/ Crosscut blades BUT, when using a high quality Combination blade, very clean cuts can still be achieved.



So, what does all this mean to you? For one, you should check what blade is installed before you go an make your cut. For example, the person before you may have been making a whole series of ripping cuts and had installed a ripping blade that may be unsuitable for your purpose if you wish to cross-cut. **BE AWARE THAT COSS CUTTING WITH A RIPPING BLADE MAY GIVE YOU A RAGGED CUT!!**

DO NOT DESPAIR!! Ask the Technical Supervisors at the Shed to change the blade to your purpose!

CHRISTMAS - WORLD WAR 1:

Reproduced with permission from the Midland Men's Shed Newsletter

Christmas is known as a time for peace and goodwill towards all men so perhaps our story should be of peace and goodwill.

The first world war broke out in August 1914 and as everybody thought it would be over by Christmas, thousands volunteered to join the armies of the participants. Unfortunately it was definitely not all over by Christmas. The whole of Europe was bogged down in thick glutinous mud, and would be so for the next four long years, until a month before Christmas 1918.

On Christmas Eve 1914, Christmas trees were erected on the parapets of some German Trenches and lanterns were swung. In many cases the two trenches were only thirty metres apart. The German troops started singing hymns and generally celebrating Christmas. A German voice was heard to shout "Tomorrow you no shoot, we no shoot."

British soldiers started calling to the Germans, firstly with abuse, then they started jokes and soon they were singing hymns together although in different languages. There was no gunfire and both sides were actually climbing out of their trenches and fraternising with the enemy in No Man's Land.

On Christmas day the soldiers were not only talking and photographing each other, but also exchanging gifts, cigarettes and souvenirs. There was even an impromptu game of football. This continued until Boxing Day.

The period was also used by both sides to bury their dead.

The participants in this fraternisation were very homesick soldiers and their young officers. Because the trenches were broken up into areas that came under different commanders, if the firing stopped, fraternisation happened. Some areas kept shooting and then there was no fraternisation at all. Almost all of the senior officers were a long, long way behind the trenches enjoying their Christmas leave. They had no idea that the opposing soldiers were meeting socially.

An amusing event happened in one trench on New Years Day 1915. A very drunk German soldier was found in the British trenches singing his heart out. In German of course. He was told to get back to his trenches or they would have to arrest him as a POW. But he still didn't want to go. So two British soldiers were detailed to escort him over No Man's Land and return him to his own people. They did this and were not shot at nor captured. Two very brave soldiers.

Then the war continued. Senior officers were horrified and denied that it had ever happened, but unfortunately for them the soldiers had taken many photographs of events in No Man's Land and they actually got published in the British and German Press.

Senior officers of both sides then took very serious steps to ensure that it never happened again. Firstly by moving troops away from the areas that had fraternised. Secondly by introducing very severe punishments for anybody caught fraternising with the enemy.

This episode was madness in a time of total war, but also very refreshing. It occurred in only in a few areas, but it actually happened. It's a pity that all men don't refuse to fight in wars started by politicians, then the world might finally get some 'peace and goodwill towards all men'.

You know you've reached middle age ...

when you are cautioned to slow down by your doctor and not the police!



CHRISTMAS CAKE RECIPE

Reproduced with the kind permission of Midland Men's Shed (WA)

INGREDIENTS

2 cups flour 1 cup of brown sugar
1 stick butter Lemon juice
1 cup of water 4 large eggs
1 tspn baking soda Nuts
1 cup of sugar 2 bottles wine
1 tspn salt 2 cups dried fruit

METHOD

1. Sample the wine to check quality.
2. Take a large bowl, check the wine again.
3. To be sure it is of the highest quality, pour one level cup and drink.
4. Repeat.
5. Turn on the electric mixer.
6. Beat one cup of butter in a large fluffy bowl.
7. Add one teaspoon of sugar
8. Beat again.
9. At this point it's best to make sure the wine is still OK. Try another cup.-.Just in case.
10. Turn off the mixerer thingy.
11. Break 2 eggs and add to the bowl and chuck in the cup of dried fruit.
12. Pick the frigging fruit up off floor.
13. Mix on the turner.
14. If the fried druit gets stuck in the beaters just pry it loose with a drewscraver.
15. Sample the wine to check for tonsisticity.
16. Next, sift two cups of salt. Or something.
17. Check the wine.
18. Now shift the lemon juice and strain your nuts.
19. Add one table.
20. Add a spoon of sugar, or somefink. Whatever you can find.
21. Greash the oven.
22. Turn the cake tin 360 degrees and try not to fall over.
23. Don't forget to beat off the turner.
24. Finally, throw the bowl through the window
25. Finish the wine and wipe counter with the cat.
26. Go to the shops and buy a cake.



Cherry Mistmas!



WHY AM I
ATTRACTED TO THIS
KIND OF HUMOUR?



HILARIOUS FAMILY GAMES FOR CHRISTMAS

The Summer holidays are a time of fun and games, these are games the entire family can play. Lots of fun using items that you probably have at home.


These games were found on a video by TYLA at <https://www.facebook.com/watch/?v=922156456184967>



CANDY CANE FISHING: The picture explains it all, must catch the fish (cane) 1 at a time, in 1 minute. Winner is the person who completes the most cane captures.



HUNGRY REINDEER: Cups covering each hand, pick up as many cotton balls as you can in 1 minute competing against the others.



SANTA'S SACK STACK: A balloon is inflated inside a cup and cups are collected by blowing the balloon up each time to pick up a cup. See who gets most cups in 1 minute.



SNOW SHOVEL: Blindfolded, use a spatula to collect as many cotton balls as you can in 1 minute. Not as easy as it looks!!